



**FIRE**  
GARDEN

Fire Pit Burners, Complete  
Fire Pits, Outdoor Fireplaces,  
and Tempest Torches



**IT'S ALL ABOUT THE FIRE**

#### **4 LINEAR FIRE PIT BURNERS**

*Five Models • Ready-To-Finish • Contemporary Design • Five Media Options*

---

#### **6 VORACIOUS FIRE™ PIT BURNERS**

*Five Models • Ready-To-Finish • Round or Square Styles • Five Media Options*

---

#### **8 CHAT TABLE**

*One Model • Fully Assembled • Graphite Steel Enclosure • Five Media Options*

---

#### **10 LINEAR COMPLETE FIRE PITS**

*Five Models • Fully Assembled • Graphite Steel Enclosure • Five Media Options*

---

#### **12 LINEAR FIREPLACES**

*Four Models • Ready-To-Finish • Single-Sided or See-Thru • Two Firebacks • Five Media Options*

**12-13** 4024 Linear Gas Fireplaces

**14-15** 6424 Linear Gas Fireplaces

---

#### **16 4035 TRADITIONAL FIREPLACE**

*One Model • Ready-To-Finish • Two Firebacks • Three Designer Log Sets*

---

#### **18 GAS TORCHES**

*Three Models • Four Mounting Options • Contemporary or Traditional Styles*

**18** Tempest Torches

**19** Tempest Lanterns

---

#### **20 BUILT TO BE THE BEST**

---

#### **22 MEDIAS, ACCESSORIES**

---

#### **23 OPTIONS**

---

#### **24 TEMPEST MOUNTING OPTIONS**

---

Cover: Patio features the 72" Linear Complete Fire Pit with Black Crushed Glass Media, along with two Ground Post Tempest Lanterns.



Fire Garden is your premier destination for exceptional Fire Pits, Fireplaces, and Gas Torches, designed to elevate your outdoor space with mesmerizing flames. With over forty years of dedication to the craft, we are committed to delivering the finest quality products that seamlessly blend science and artistry.

Our Fire Pit Burners, Complete Fire Pits, Fireplaces, and Gas Torches are crafted with meticulous attention to detail, utilizing only the highest quality materials that undergo rigorous testing to ensure durability and longevity. Each product is a testament to our unwavering pursuit of excellence, setting the standard for superior performance and stunning aesthetics.

As you explore our catalog take your time, browse with pleasure, and let the allure of our flames keep your home fires burning bright.



Above: This deck features the 6424 Linear Single-Sided Fireplace with Platinum Crushed Glass Media.



Kurt W. F. Rumens,  
President & Director of Product Design  
Travis Industries, House of Fire



*This patio of The New American Home® 2024 features a 120" Linear Fire Pit Burner in the background and a 60" Linear Fire Pit Burner in the foreground. Both feature Tumbled Stone Media and are finished in custom concrete surrounds.*



# LINEAR FIRE PIT BURNERS

---

Crafted from premium materials, our Linear Fire Pit Burners come ready-to-finish with the materials and enclosure of your choice, allowing you to customize the appearance to complement your outdoor decor seamlessly. The linear eye-catching ribbon of flame will undoubtedly become the centerpiece of your outdoor entertainment area.

**36" Burner**

65K BTU/Hr  
36" x 12" x 10-1/4"

**60" Burner**

120K BTU/Hr  
60" x 12" x 10-1/4"

**72" Burner**

132K BTU/Hr  
72" x 12" x 10-1/4"

**96" Burner**

185K BTU/Hr  
96" x 12" x 10-1/4"

**120" Burner**

240K BTU/Hr  
120" x 12" x 10-1/4"

*Visit page 22 for media options.*



# VORACIOUS FIRE™ PIT BURNERS

---

These customizable burners provide a captivating presentation of fire that is sure to become the focal point of your outdoor space. Whether you opt for a round or square design, the Voracious Fire™ Pit Burners offer versatility and can be easily integrated into any outdoor setting. Customizable plates ensure your Voracious Fire™ Pit Burners will fit your fire pit application.

## **10" Burner**

65K BTU/Hr

25" Plate • Round or Square

## **13" Burner**

125K BTU/Hr

28" Plate • Round or Square

## **18" Burner**

175K BTU/Hr

33" Plate • Round or Square

## **22" Burner**

225K BTU/Hr

37" Plate • Round or Square

## **32" Burner**

350K BTU/Hr

47" Plate • Round or Square

*Visit page 22 for media options.*





*This 22" Round Voracious Fire™ Pit Burner features Black Crushed Glass Media and is installed into a custom stone surround.*



*This Chat Table features the optional 3/8" Glass Wind Guard*





## CHAT TABLE

---

This Chat Table is fully-assembled and ready to take home today. With thoughtful details such as pulse ignition, safety shutoff, and an easy access hi/lo flame control valve, igniting and managing the flames is effortless and safe. The durable, All-Weather™ Graphite powder-coated finish ensures flexibility in your choice of gathering space, while the optional Glass Wind Guard provides added protection from the elements. Crafted with precision, the 44" Chat Table features a heavy-duty easy glide drawer specifically designed to accommodate a 5-gallon propane tank, for convenient access and hidden storage.

### **44" Chat Table**

20K-65K BTU/Hr

10" Voracious Fire™ Pit Burner

44" W x 44" D x 24" T

Optional 3/8" Glass Wind Guard.  
Optional NG/LP Hard Pipe Kit

*Visit page 22-23 for options.*



# LINEAR COMPLETE FIRE PITS

---

If you're looking for a fully-assembled, hassle-free outdoor fire feature, our Linear Complete Fire Pits are the perfect solution. These ready-to-install fire pits combine the Linear Fire Pit Burner with a surrounding enclosure in a Graphite powder-coated finish.

## **48" Fire Pit**

65K BTU/Hr  
48" L x 24" W x 16" H

## **72" Fire Pit**

120K BTU/Hr  
72" L x 24" W x 16" H

## **84" Fire Pit**

132K BTU/Hr  
84" L x 24" W x 16" H

## **108" Fire Pit**

185K BTU/Hr  
108" L x 24" W x 16" H

## **132" Fire Pit**

240K BTU/Hr  
132" L x 24" W x 16" H

*Visit page 22 for media options.*



**WATCH ME  
BURN**





*This deck features the  
72" Linear Complete Fire Pit  
with Black Crushed Glass Media.*



*This patio features the 4024  
Single-Sided Linear Fireplace  
with Black Crushed Glass Media.*



## 4024 LINEAR FIREPLACES

---

Available in Single-Sided or See-Thru models, the 4024 Linear Fireplace offers a ready-to-finish enclosed design that adds a touch of grandeur to your outdoor living space. Enjoy the warmth and ambiance of a relaxing fire while appreciating the sleek and modern aesthetics of your custom-finished fireplace structure.

65K BTUs/Hr.

Unit Dimensions: 42" W x 19 5/8" D x 43 3/4" H  
Framing Dimensions: 47" W x 19 5/8" D x 49 3/4" H

Black Glass Fireback Standard

Viewing Areas

Single-Sided:

40" W x 24" H = 960 Sq. In.

See-Thru

40" W x 24" H x 2 = 1,920 Sq. In.

*Visit page 22-23 for finishing choices.*



# 6424 LINEAR FIREPLACES

---

Available in Single-Sided or See-Thru models, these contemporary fireplaces offer a ready-to-finish enclosed design that adds drama and beauty to your outdoor living space. Representing Fire Garden's largest linear fireplace, the 6424 is perfect for those wanting to make a bold statement in grand outdoor spaces.

120K BTUs/Hr.

Unit Dimensions: 66" W x 19 5/8" D x 43 3/4" H

Framing Dimensions: 71" W x 19 5/8" D x 49 3/4" H

Black Glass Fireback Standard

Viewing Areas

Single-Sided:

64" W x 24" H = 1,536 Sq. In.

See-Thru

64" W x 24" H x 2 = 3,072 Sq. In.

*Visit page 22-23 for finishing choices.*





*This 6424 Single-Sided Linear Fireplace is installed in The New American Home® 2023. It is finished with a custom pre-fabricated metal surround.*

## 4035 TRADITIONAL FIREPLACE

---

This timeless fireplace brings the charm of a traditional indoor hearth to the great outdoors, creating a cozy ambiance for gatherings with family and friends. The 4035 is the perfect addition to your outdoor entertainment space, allowing you to bask in warmth and comfort all year-round.

95K BTUs/Hr.

Unit Dimensions: 46 7/16" W x 19 5/8" D x 48" H

Framing Dimensions: 51 1/4" W x 22 1/8" D x 54" H

Black Glass or  
Handmade Brick Fireback - Required

Viewing Area:  
40" W x 35" H = 1,400 Sq. In.

Visit page 23 for finishing choices.



WATCH ME  
BURN







*This gorgeous balcony features the 4035 Traditional Fireplace shown with the Birch Log Set and Black Glass Fireback.*

# TEMPEST TORCHES & LANTERNS

---

Crafted to evoke a captivating atmosphere, these striking gas torches and lanterns boast mesmerizing spiraling flames, thanks to a patented design that harnesses a natural venturi effect of fire, eliminating the need for electricity or a fan.

Take your pick between the sleek transitional aesthetics of the Stainless Steel Tempest Torch or the timeless charm of the Tempest Lantern.

Regardless of your choice, all models offer versatility with four installation options: Ground Post, Deck Post, Pillar Mount, or Wall Mount, allowing you to seamlessly integrate them into your hardscape design.

## **Tempest Torch™**

20K BTU/Hr

Hot Shot™ Electronic Ignition  
or Manual Piezo Ignition

## **Tempest Lantern™**

20K BTU/Hr

Hot Shot™ Electronic Ignition  
or Manual Piezo Ignition

## **Tempest Lantern™**

50K BTU/Hr

Hot Shot™ Electronic Ignition

*Visit page 24 for mounting options.*







**BUILT TO BE THE BEST**

---



**BOLD BEAUTIFUL FLAME.**

All the time. In all weather. You can count on a gorgeous dancing flame that is sure to enhance all your outdoor moments.



**3/8" THICK TEMPERED  
GLASS WIND GUARD WITH  
CHROME HARDWARE.**


Our glass is *TWICE* as thick as the standard. Our robust chrome hardware is resistant to corrosion and the elements.

Reflections of flame and light enhances your view of the fire while shielding the flame from wind.



**HEAVY-DUTY STAINLESS STEEL CONSTRUCTION**

is resistant to corrosion, heat, and weather elements, ensuring long-lasting performance and peace of mind.



Above: A closer look at the heavy-duty stainless steel construction of our Linear Fire Pit Burner




**ALL-WEATHER 24V HOT SHOT™ ELECTRONIC IGNITION** is the most robust and reliable ignition system offered in the industry. Our ignition system relies on a consistent hot igniter and doesn't suffer the fallibility that a traditional spark igniter suffers when facing debris such as pine needles, leaves, and water. Our ignitor also features a timed drop out that shuts the gas off in the event the wind blows the fire out.

Our strategically placed **PRE-VALVE WEEP PORT** allows water to drain away from the burner, eliminating potential damage from water and ice.



## Media Options

Explore our extensive array of Crushed Glass and Stone medias. You're sure to discover the ideal match to the ambiance you seek to evoke in your personal Fire Garden. Available for all models except the 4035 Traditional Gas Fireplace, and Tempest Torches & Lanterns.



PLATINUM  
CRUSHED GLASS

BRONZE  
CRUSHED GLASS

COBALT  
CRUSHED GLASS

BLACK  
CRUSHED GLASS

TUMBLED  
STONES

---

## 24V Transformers

### Single Ignition Transformer

### Multiple Ignition Transformer



Required for models that feature a single Hot Shot Electronic Ignition System. Features 24V lead, 95 feet in length.



Required for models that feature multiple 24V Hot Shot Electronic Ignitions or for powering multiple single ignition models. Features 24V/26V/28V leads. Can run up to six models. Transformer can be located up to 1,000 ft. from single model, or approximately 100 ft from a group of six models.

# OPTIONS

---

## 4035 Traditional Fireplace - Log Sets



Oak Log Set



Birch Log Set




Bon-Fyre™ Birch Log Set

## 4035 Traditional Fireplace - Firebacks



Handmade Brick



Black Glass

---

## Chat Table




3/8" Glass Wind Guard




Hard Pipe Kit - NG/LP

# TEMPEST MOUNTING OPTIONS

**TORCH WALL MOUNT**



**LANTERN WALL MOUNT**



**DECK MOUNT**  
13" x 5"



**POST COVER**  
13" x 6"



**PILLAR MOUNT**  
3" x 11"



**GROUND POST**  
3" x 93"



**DECK POST**  
3" x 69"



Find your favorite fire today by visiting [FireGardenOutdoors.com](https://www.FireGardenOutdoors.com)

